




# UNNAT BHARAT ABHIYAN CELL



Sardar Vallabhbhai National Institute of Technology, Surat

## Presentation on Kisan Rath App

Kisan Rath

NIC eGov Mobile Apps Tools

★★★★★ 452

3+

This app is compatible with your device.

Add to wishlist

Install

KISAN RATH  
सुविधा संपन्न की सेवा की सुविधा  
FACILITATING TRANSPORTATION OF AGRIC PRODUCE  
Ministry of Agriculture & Farmers Welfare  
Department of Agriculture, Cooperation and Farmers Welfare

Choose Language

- English
- Hindi
- Gujrati
- Marathi
- Punjabi
- Tamil
- Kannad
- Telegu

Kisan Rath  
FACILITATING TRANSPORTATION OF AGRIC PRODUCE

Farmer Trader Service Provider

MOBILE NUMBER  
XXXXXXXXXX

PASSWORD  
XXXXXX

Privacy Policy Forgot Password?

SIGN IN

Registration

Farmer Trader Service Provider

Registered on PM Kisan

Name\*

Mobile Number\*

Generate OTP\*

OTP\*

Rural Urban

State\*



## Presentation created by

- Team Saathi (Government Schemes Implementation), UBA Cell, SVNIT, Surat
- **Source:** Kisan Rath App
- Google Play Store DownLink:
- <https://play.google.com/store/apps/details?id=com.velocis.app.kishan.vahan>



## ABOUT KISAN RATH APP

- Ministry of Agriculture & Farmers Welfare has launched the Kisan Rath App on 17<sup>th</sup> April, 2020.
- **Objective :**
- To facilitate Farmers and Traders in identifying right mode of transportation for movement of farm produce ranging from food grain (cereal, coarse cereal, pulses etc), Fruits & Vegetables, oil seeds, spices, fiber crops, flowers, bamboo etc.
- **The Kisan Rath App is available with 8 various languages of the India.**

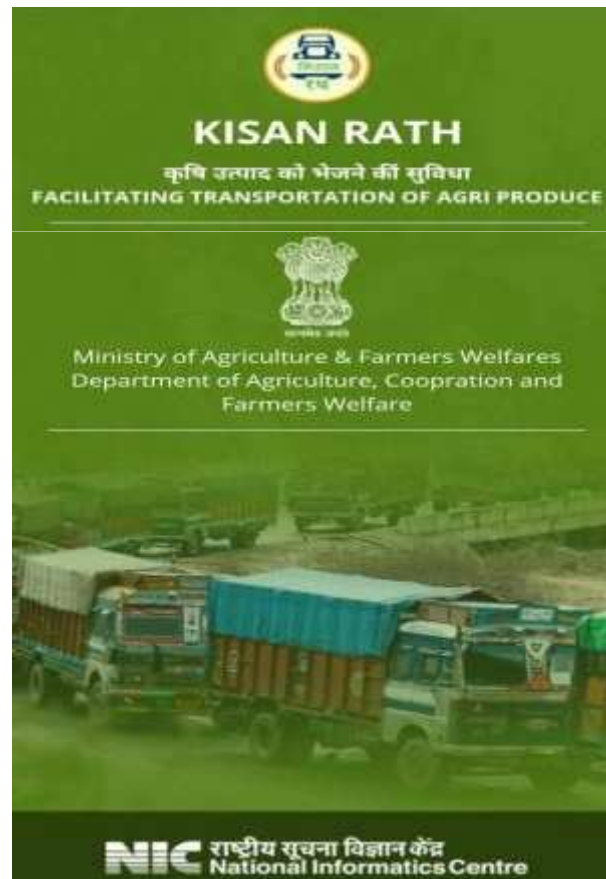


# HOW TO REGISTER?

Google Play Store DownLink:

<https://play.google.com/store/apps/details?id=com.velocis.app.kishan.vahan>

Step 1: Install the Kisan Rath App in your Mobile phone.



## Step 2 Select your Language

Choose Language

English

हिन्दी

ગુજરાતી

मराठी

ક્રમીષ્ટ


ಕನ್ನಡ


ಕನ್ನಡ

ਪੰਜਾਬੀ

NEXT


## Step 3 Click on Register

 **Kisan Rath**  
FACILITATING TRANSPORTATION OF AGRI PRODUCE



Farmer  Trader  Service Provider

MOBILE NUMBER  
XXXXX-XXXXX

PASSWORD  
\*\*\*\*\* 

[Forgot Password ?](#)

SIGN IN

Don't have an account? **Register**



## Registration as Farmer (If you are Farmer)

The screenshot shows the 'Registration' screen for a Farmer. At the top, there is a green header with a back arrow and the text 'Registration'. Below the header, there are three buttons: 'Farmer' (highlighted in green), 'Trader', and 'Service Provider'. A checkbox labeled 'Registered on PM Kisan' is present. The form includes several input fields: 'Name\*', 'Mobile Number\*', 'OTP\*', and a location selection section with radio buttons for 'Rural' (selected) and 'Urban'. Below these are dropdown menus for 'State\*', 'District\*', 'Block/Tehsil\*', and 'Village\*'. A grey button labeled 'Generate OTP\*' is positioned above the OTP field. At the bottom, there is a large yellow button labeled 'REGISTER'.

## Registration as Trader (If you are Trader)

The screenshot shows the 'Registration' screen for a Trader. At the top, there is a green header with a back arrow and the text 'Registration'. Below the header, there are three buttons: 'Farmer', 'Trader' (highlighted in green), and 'Service Provider'. There are two radio buttons: 'Company' (selected) and 'Individual'. The form includes several input fields: 'Company Name\*', 'Name\*', 'Mobile Number\*', 'OTP\*', 'E-mail', and a location selection section with radio buttons for 'Rural' (selected) and 'Urban'. Below these are dropdown menus for 'State\*' and 'District\*'. A yellow button labeled 'Generate OTP' is positioned to the right of the OTP field. At the bottom, there is a large yellow button labeled 'REGISTER'.



## Registration as **Service Provider** (If you are **Service Provider** with your Vehicles like **Truck etc.**)

The screenshot shows the 'Registration' screen in the Kisan Rath app. At the top, there is a green header with a back arrow and the text 'Registration'. Below the header, there are three tabs: 'Farmer', 'Trader', and 'Service Provider', with 'Service Provider' being the active tab. Underneath the tabs, there are two radio buttons: 'Agency' (selected) and 'Individual'. Below these are four input fields: 'Agency Name\*', 'Name\*', 'Mobile Number\*', and 'Generate OTP\*' (a button). Below the 'Generate OTP\*' button is an 'OTP\*' input field, followed by an 'E-mail' input field. At the bottom, there are two radio buttons: 'Rural' (selected) and 'Urban'.

## Registration of your Vehicles for **Service Provider**

The screenshot shows the 'Onboard Vehicle' screen in the Kisan Rath app. At the top, there is a green header with a menu icon, a profile icon, and the text 'Kisan Rath'. Below the header, there is a green bar with the text 'Onboard Vehicle'. Below this bar, there is a 'Vehicle Type\*' dropdown menu. Below the dropdown menu, there is a 'Hiring Cost( per km)' section with two radio buttons: '₹/Metric Ton' (selected) and '₹/Vehicle'. Below this section is a 'Hiring Cost (₹)/Metric Ton (per km)' input field. Below the input field is a 'Number of Vehicles\*' input field. Below the input fields is a camera icon in a square box. At the bottom, there is a yellow 'SUBMIT' button with a red arrow pointing to it.



# LOGIN IN THE KISAN RATH APP



**Kisan Rath**  
FACILITATING TRANSPORTATION OF AGRICULTURE

Farmer  Trader  Service Provider

**MOBILE NUMBER**  
XXXXXX-XXXXXX

**PASSWORD**  
\*\*\*\*\* 

[Forgot Password ?](#)

**SIGN IN**

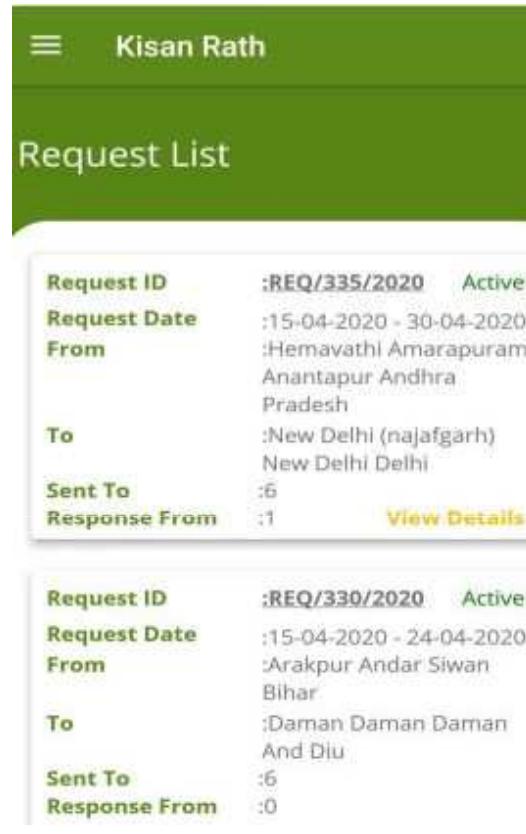
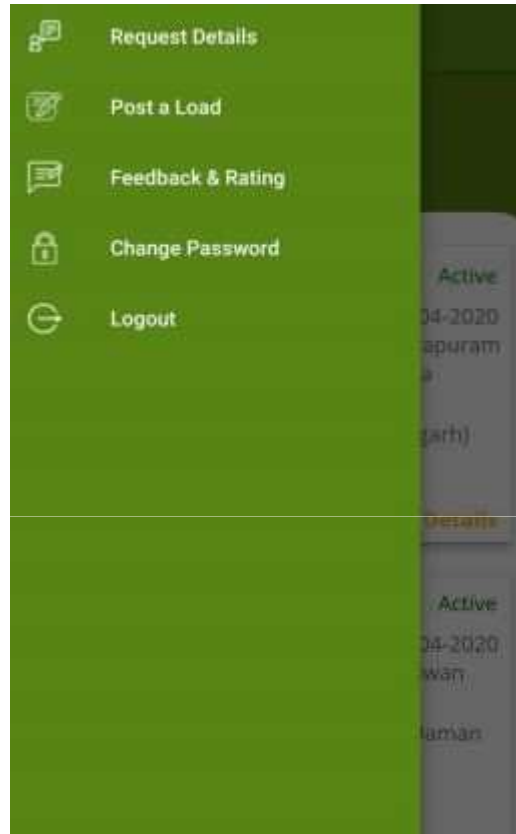
Don't have an account? **Register**

Note: You can Change your Password after first login.





# BENEFITS : KISAN RATH APP



- Farmer can send request to send their Agri produces from their farm to anywhere within India.
- The response got by farmer from service provider details.



## ROLE OF UNNAT BHARAT ABHIYAN PARTICIPATING INSTITUTE

- **Step 1:** Install the Kisan Rath App in your Mobile phone & understand the application.
- **Step 2:** Do requesting to all UBA adopted villagers through Social Media (Whatsapp group etc.) for using of Kisan Rath App for accessing best way of transportation services of Aagri produces.
- **Step 3:** Work with Gram Panchayat & Taluka Pnachayat / District Panchayat Department for circulating the Kisan Rath App.



**For more details install the Kisan Rath App.**

**The details are also available in following document:**

- 1. Annexure I KisanRathOperationalGuidelinesv3**
- 2. Google Play Store DownLink**

<https://play.google.com/store/apps/details?id=com.velocis.app.kishan.vahan>



## CONTACT INFORMATION

### UNNAT BHARAT ABHIYAN

#### Participating Institute SVNIT Surat

**Er. Jaydip N. Vora**

**UBA Manager**

☎: +91 75674 24651

**Dr. Shweta N. Shah**

**UBA Co-coordinator**

☎: +91 99254 58497

**Dr. Krupesh A. Chauhan**

**UBA Coordinator**

☎: +91 97277 12357

Email Address: [piuba@svnit.ac.in](mailto:piuba@svnit.ac.in)

Website: [http://svnit.ac.in/Unnat Bharat/](http://svnit.ac.in/Unnat_Bharat/)

Ph.: 0261 220 4303

**Address: 307, New CRC, SVNIT, Ichchhanath, Dumas Road, Surat**



**THANK YOU**

**UNNAT HO !!!**

